

**DAVIS POLICE DEPARTMENT
POST PERISHABLE SKILLS PROGRAM (PSP)
III - ARREST AND CONTROL (4 hours)**

COURSE GOAL:

The course will provide the trainee with the minimum topics of Arrest and Control required in the POST Perishable Skills Training Program (PSP). The trainee will develop the necessary tactical knowledge and skills to safely and effectively arrest and control a suspect.

The course consists of a hands-on/practical skills arrest and control training for in-service officers. **The training may be presented in a 4, 6, or 8 hour format allowing for flexibility based upon specific agency or trainee group needs, and as long as the minimum topics are contained within each format independently.**

ARREST AND CONTROL

Minimum Topics/Exercises:

- a. Safety orientation and warm-up(s)
- b. Class Exercises/Student Evaluation/Testing
- c. Search - in exercise(s)
- d. Control/Takedown/ - in exercise(s)
- e. Equipment/Restraint device(s) use - in exercise(s)
- f. Verbal commands - in exercise(s)
- g. Use of Force considerations
- h. Body Physics & Dynamics (suspect=s response to force)
- i. Body balance/stance/movement patterns - in exercise(s)
- j. Policies and legal issues
- k. Recovery/First Aid (as applicable)

COURSE OBJECTIVES:

The trainee will:

1. Demonstrate knowledge of their individual Department Arrest and Control Policy.
2. Demonstrate knowledge of the importance of mental and physical conditioning as it relates to effective arrest and control techniques.
3. Demonstrate a minimum standard of arrest and control skills with every technique and exercise, to include:
 - A. Judgment and Decision Making
 - B. Officer Safety
 - C. Body Balance, Stance and Movement
 - D. Searching/Handcuffing Techniques

- E. Control Holds/Takedowns
- F. De-escalation, Verbal Commands
- G. Effectiveness under Stress Conditions

Minimum standards of performance shall be tested by an instructor observing the trainee during their performance of each technique and exercise. If the trainee does not meet minimum standards, as established by the presenter, remediation will be provided until the standard is met.

EXPANDED COURSE OUTLINE

I. INTRODUCTION *III (a,h)*

A. Policy and Legal Issues

- 1. Davis Police Department Policy PP-3.05-A Use of Force – Deadly Force
- 2. 835(a) PC reasonable force to make arrest
- 3. 149 PC - excessive force
- 4. Legal Updates-case law

B. Safety Orientation

- 1. Report existing injuries to instructors
- 2. Weapons check-no firearms, ammunition, knives or other weapons in class
- 3. No experimentation with moves or horseplay
- 4. Course Safety Plan

C. Warm Up

- 1. Stretching


II. COMMUNICATION *III (d)*

A. Suspect communication

- 1. Aggression
- 2. Non-responsive or passive
- 3. Cooperative

B. Officer communication

- 1. Identification
- 2. Uniform, raid gear, visible symbols
- 3. Verbal identification
- 4. Clear commands/explanations assist in gaining compliance






IV. HANDCUFFING

III (b,d,g,f)

- A. Review of Davis PD Policy 3.14-A Handcuffing, transportation of prisoners, Safe Wrap policy
 - 1. Case Law Update
- B. Low profile
 - 1. Control suspects hand
 - 2. Control of handcuffs
 - 3. Aware of suspects movements
 - 4. Student will demonstrate proper application of this technique



6. Student will demonstrate proper application of this technique

- F. Safe wrap device
 - 1. Proper deployment of device
 - 2. Application of device in proper order
 - 3. Suspect retained in sitting position
 - 4. Safe Wrap secure on individual
 - 5. Device properly removed and stored

V. SEARCHES

III(h,b)


- A. Case Law
 - 1. Arrest vs. Detention
 - 2. Patdowns/Terry searches for weapons
 - 3. Incident to arrest
- B. Low profile cursory search
 - 1. Position of advantage
 - 2. Maintaining control
- C. Suspect kneeling
 - 1. Handcuffing first
 - 2. Maintain control
 - 3. Use cover units
- D. Suspect prone
 - 1. Handcuffing first
 - 2. Maintain control
 - 3. Use cover units
- E. Searching Drills
 - 1. Break class into groups of three
 - 2. Groups will practice searching each other
 - 3. Instructors will ensure each search is accomplished

EXTENDING EXPANDED COURSE OUTLINE TO 6 HOURS

VI. WEAPONLESS DEFENSE TACTICS

III(b,d,g,f)

- A. Officer Safety Tactics
 - 1. Maintain distance
 - 2. Hand positions
 - 3. Balance stand
 - 4. Maintain visual control



EXTENDING EXPANDED COURSE OUTLINE TO 8 HOURS:

Impact Weapons

VI. IMPACT WEAPONS REVIEW: INCLUDING STRAIGHT BATON, SIDEHANDLE BATON, FLASHLIGHT, ETC. **III(I)**

- A. Overview of course and explain which techniques will be tested
 - 1. Safety orientation
 - 2. Footwork review



Impact weapon testing will include: balance, proper technique and power. This will be tested in a variety of methods, such as use of the FIST/Redman suit, axe handles and impact bags.

Testing: Any student scoring below standard on any exercise, as established by the presenter, will be remediated, tested until standard is achieved. **III(b)**